



## MAIN CHARACTERISTICS

<b>Builder</b>	Wally
<b>Designer</b>	Wally / Ferretti Group / A. Vallicelli & C.
<b>Length</b>	27.05 M / 88'75"
<b>Beam</b>	7.66 M / 25'12"
<b>Draft</b>	2.00 M / 6'55"
<b>Displacement</b>	118.00 tons

## POA

\* Approximate price conversion

 Address:

3 Rue de la Loge L-1945 Luxembourg

 Contact

Thomas Peltier • P: +352.27.40.99.90 • M: +352.621.326.323

 E-mail:

t.peltier@seastemia.com

## DESCRIPTION

---

Wally's futuristic-looking 27-meter (88' 9") WHY200 is a cool new "space" ship in more ways than one. Providing a ground-breaking owner's suite in the bow and delivering up to 50% more living space than traditional yachts of its length but without making the speed concessions of a displacement yacht, it offers a solution you'll want to get on board with. The WHY200 is the first Wally Hybrid Yacht: optimised for both full- and semi-displacement cruising, it sits perfectly between the voluminous but slower full displacement yachts and the restricted but rapid planing yachts. Combining advanced naval architecture and an adaptive multi-propulsion system, the WHY200 has been designed to cruise at an impressive 20 knots in hyper displacement mode, providing more time to explore further afield and to reduce duration underway between anchorages or trips into port. The WHY200 will debut at the Ferretti Group Private Preview in Monaco at the beginning of September 2021.

## SPECIFICATIONS

## CERTIFICATION

<b>Category</b>	A
-----------------	---

## BUILDER / DESIGNER

<b>Builder</b>	Wally	<b>Designer</b>	Wally / Ferretti Group / A. Vallicelli & C.
<b>Naval Architect</b>	Laurent Giles NA		

## DIMENSIONS

<b>Length</b>	27.05 M / 88'75"	<b>Beam</b>	7.66 M / 25'12"
<b>Draft</b>	2.00 M / 6'55"	<b>Displacement</b>	118.00 tons

## MACHINERY

<b>Engine Maker</b>	Volvo	<b>Drive</b>	Shaft
<b>Number of Engines</b>	4	<b>Propulsion Mode</b>	Diesel
<b>Engine(s) type</b>	Inboard	<b>Engine(s) model</b>	4 x Volvo Penta D13 IPS1050 800 mhp / 588 kW

## PERFORMANCES

**Max Speed**

20.00 knots

**Range**

410.00 NM

## TANKAGES

**Fuel**

12,000.00 liters / 3,168.00 US gals

**Water**

2,200.00 liters / 580.80 US gals

## ACCOMODATIONS

**Sleeps**

8 guests

**Berths**

4 simple, 2 double

**Bathroom**

4

## RECREATIONAL EQUIPMENT

two garages for up to 4,05-m tender/waverunner

Standard hydraulic folding bulwarks

Standard Transformer platform

27.05 M / 88'75"


























27.05 M / 88'75"





















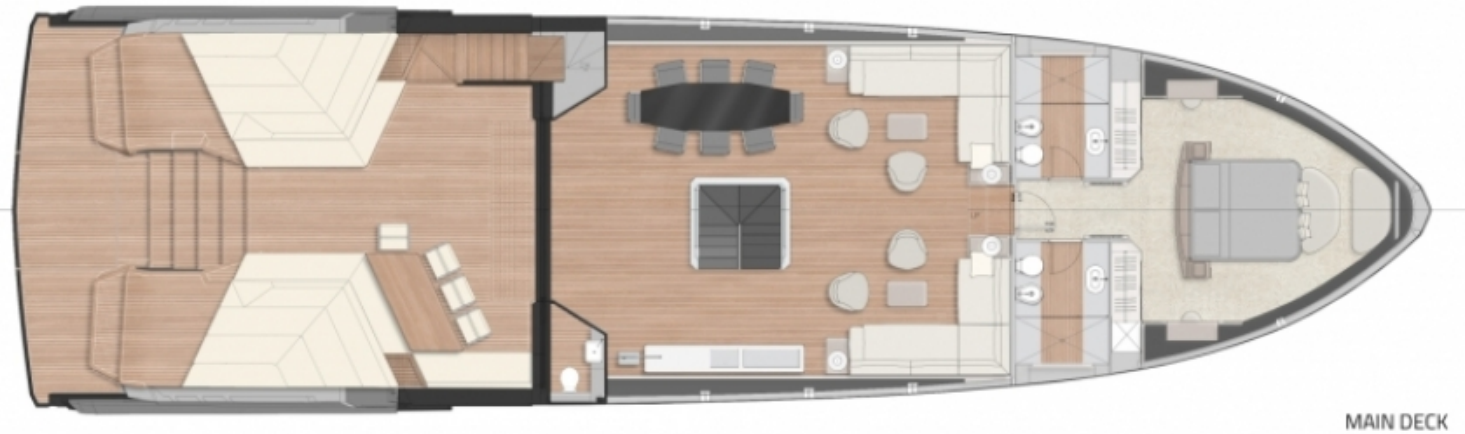


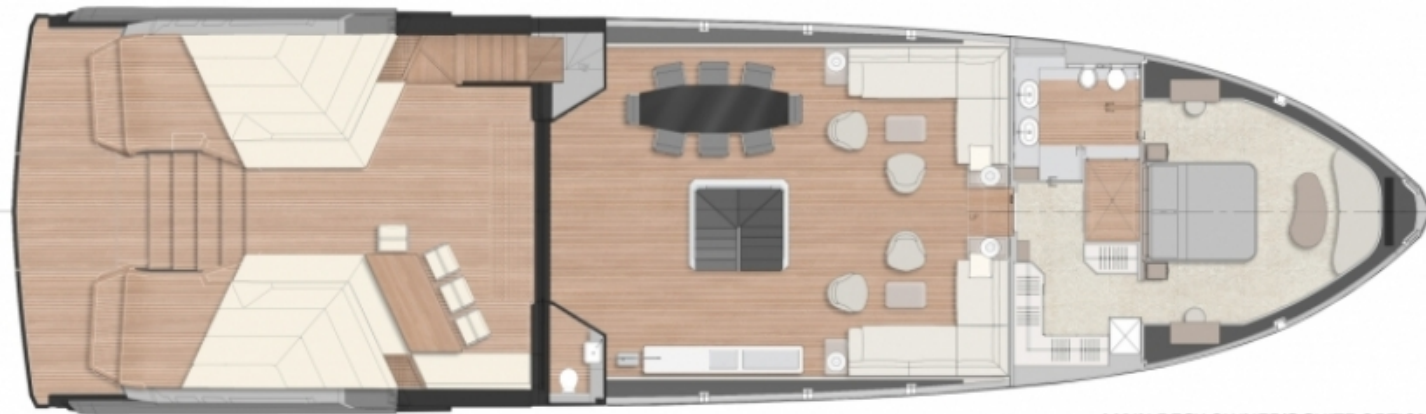
UPPER DECK



UPPER DECK DINING OPTION







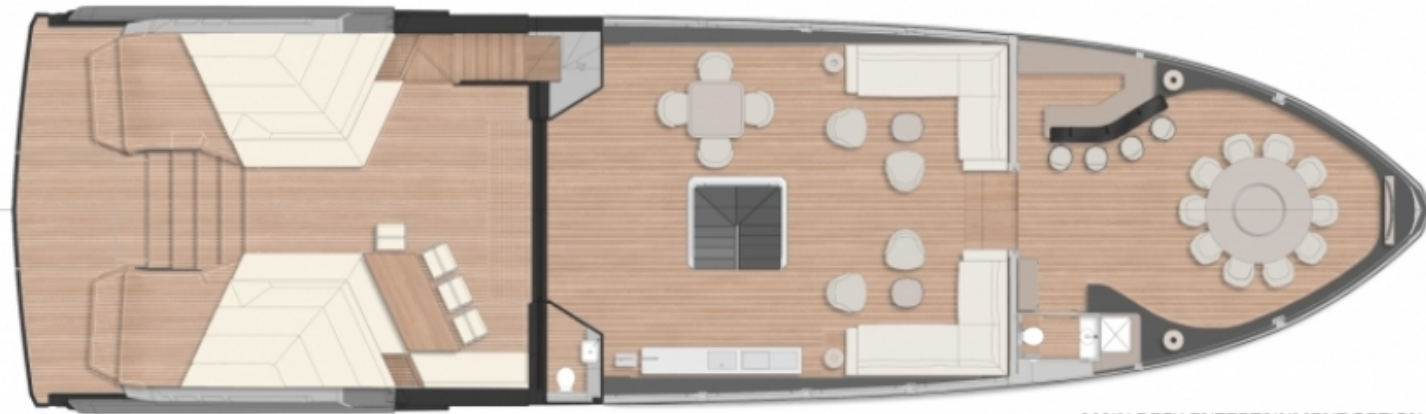
MAIN DECK OWNER'S SUITE OPTION



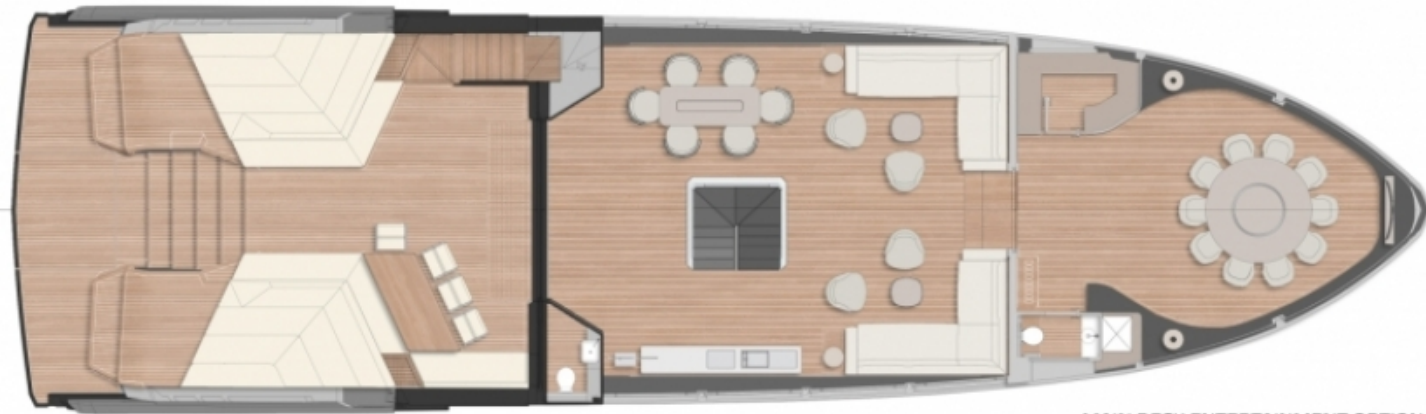
MAIN DECK SHOW KITCHEN OPTION 1



MAIN DECK SHOW KITCHEN OPTION 2



MAIN DECK ENTERTAINMENT OPTION 1



MAIN DECK ENTERTAINMENT OPTION 2

